

95596
Vol. 9. No. 4.


71
Contains Index

NOVEMBER, 1956

Curr. List Med. Lit.

JOURNAL OF CLINICAL PATHOLOGY

EDITED FOR
THE ASSOCIATION OF CLINICAL PATHOLOGISTS
BY
A. GORDON SIGNY



EDITORIAL BOARD

H. A. MAGNUS
R. J. V. PULVERTAFT
DOROTHY S. RUSSELL

JOAN TAYLOR

E. J. KING (representing the Association of Clinical Biochemists)

And the Editor of the *British Medical Journal*

Curr. List Med. Lit.

LONDON

BRITISH MEDICAL ASSOCIATION

TAVISTOCK SQUARE, W.C.1

YEARLY SUBSCRIPTION (4 NUMBERS) £2 2s.

U.S.A. \$7.00

SINGLE NUMBER 12s. 6d.

agglutination provided that the precautions mentioned by Bridges and Taylor (1944) are observed; it is obviously best to confirm the findings by tube agglutination if possible when an unusual organism has been found. Whether the method will be of universal application in the field can only be discovered by trial. There are no obvious pitfalls except that a minor antigen in the organism may cause cross reactions, but this seems unlikely if dilute sera are used. Although the concentration of each individual serum in any mixture is low the total quantity of serum is rather large, and it is possible that this may occasionally give rise to non-specific effects.

An objection that might be raised from the point of view of serum production is that there is some waste of sera against rare antigens since these are used almost as often as commoner ones.

This does not appear to be a very serious fault when dealing with H- antisera, which are usually of high titre and therefore economical to produce.

Extension of this method to *Salmonella* O antisera is not very practical owing to their low titre and to the overlapping of antigens between O groups.

I am very grateful to Dr. Joan Taylor for her co-operation in testing this method and to her and Dr. G. S. Wilson for their comments on the manuscript. I must also thank Mr. T. Nash for a suggestion that initiated the work.

The polyvalent sera mentioned in this paper are available in limited quantities from the Standards Laboratory, Central Public Health Laboratory, Colindale, London, N.W.9.

REFERENCES

- Bridges, R. F., and Taylor, J. (1944). *Monthly Bull. Minist. Hlth Lond.*, **3**, 177.
Edwards, P. R., and Kauffmann, F. (1952). *Amer. J. clin. Path.*, **22**, 692.

Third International Congress of Clinical Pathologists

The third international congress of clinical pathologists will be held in Brussels from July 14 to 20, 1957, preceded by a symposium to be held at Liège under the auspices of the C.I.O.M.S. The subject of the symposium is "Sensitivity to Drugs." Those who wish to attend all or part of the conference are asked to register as soon as possible with Dr. W. H. McMenemey, Maida Vale Hospital for Nervous Diseases, London, W.9.

The Estimation of True Lipase in Small Intestinal Contents

H. G. SAMMONS, A. C. FRAZER, AND
MARGARET THOMPSON

From the Department of Pharmacology, University of Birmingham, and Metabolic Unit, Little Bromwich General Hospital

(RECEIVED FOR PUBLICATION AUGUST 26, 1955)

An estimation of lipolytic activity in specimens of duodenal juice obtained by intubation is a necessary step in the assessment of intestinal function in relation to fat absorption.

In this method conditions *in vitro* were made to resemble as closely as possible those found *in vivo* during normal fat absorption. Therefore, neither preformed emulsion (Palmer, 1922), short-chain glycerides (Lagerlöf, 1942), or polyoxyethylene esters (Archibald, 1946) were used as substrates, but one of the common dietary long-chain triglycerides. A similar substrate was used by Willstätter, Waldschmidt-Leitz, and Memmen (1923). The mixing properties of intestinal motility were reproduced by agitation on a mechanical shaker. Bile was added to give the concentration normally found in the intestine.

Experimental

Special Apparatus.—A microid flask shaker (Griffin and Tatlock Ltd.), which carries two flasks each held in clamps 9 cm. from the fulcrum, is used. It was calibrated by recording vibrations on a smoked drum. This can also be done roughly by clamping a pencil in one arm and counting the number of dots on a paper held near during a period of 15 seconds.

Reagents.—The following are required:

Pancreatin U.S.P. XI, Philip Harris Ltd., Birmingham, 5%, w/v in water.

Bile salts, Difco No. 3, 25% w/v in water.

Tetramethyl ammonium hydroxide, B.D.H., 25%, diluted with ethanol to give an N/20 solution.

Olive oil, B.P., rendered acid-free and almost colourless by passage through an alumina column.

Thymol blue, 0.1% in ethanol.

Alumina, Hopkin and Williams, "chromatographic grade."

Method.—Acid-free olive oil, 1 ml., was added by syringe to 5 ml. phosphate buffer, pH 7.8, containing 0.5% bile salts in a 50 ml. stoppered conical flask. Duodenal juice, 0.1 ml., or 1 ml. pancreatin solution,

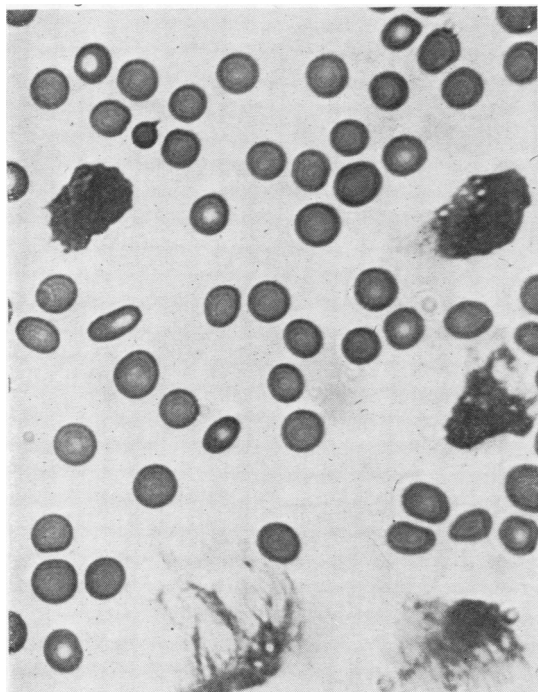


FIG. 4a.—Lymphatic leukaemia. Direct film from finger-prick. The majority of cells are disrupted. Leishman, $\times 900$.

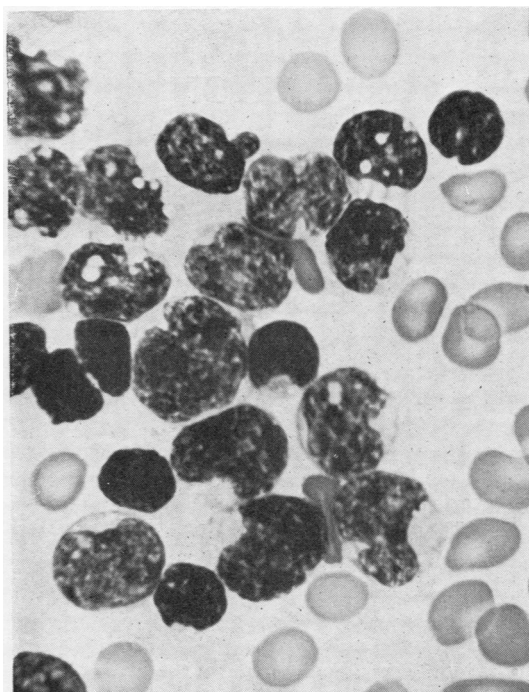


FIG. 4b.—Same case as 4a, but blood mixed with bovine albumin and centrifuged. Buffy coat film. Leishman, $\times 1,900$.

in this work, and Dr. M. C. G. Israëls, Dr. J. V. Dacie, and Dr. F. G. J. Hayhoe for advice. Mr. V. H. Knight took the photographs.

REFERENCES

- Jeanneret, H. (1940). *Schweiz. med. Wschr.*, **70**, 351.
 Leitner, S. J. (1949). *Bone Marrow Biopsy*. Churchill, London.
 Rohr, K., and Hafter, E. (1937). *Folia haemat. (Lpz.)*, **58**, 38.

POSTGRADUATE COURSES IN PATHOLOGY ARRANGED BY THE ASSOCIATION OF CLINICAL PATHOLOGISTS, 1957

Date	Subject	Institution	For further particulars apply to :—
Jan. 4 & 5	Pathology of Diseases of the Skin	Institute of Dermatology and St. John's Hospital for Diseases of the Skin	Dr. John Oliver, St. John's Hospital for Diseases of the Skin, Lisle Street, Leicester Square, London, W.C.2.
Jan. 18 & 19	Pathology of Diseases of Bones and Joints	Institute of Orthopaedics and Royal National Orthopaedic Hospital	The Dean, Institute of Orthopaedics, Royal National Orthopaedic Hospital, 234 Great Portland Street, W.1.
Jan. 27 & 28	Obstetrical and Gynaecological Pathology	Institute of Obstetrics and Gynaecology in association with the Chelsea Hospital for Women and Queen Charlotte's Hospital	The Secretary, Institute of Obstetrics and Gynaecology, The Chelsea Hospital for Women, Dovehouse Street, S.W.3.
Feb. 8 & 9	Pathology of Diseases of Children	Institute of Child Health and Hospital for Sick Children	Dr. Martin Bodian, The Hospital for Sick Children, Great Ormond Street, London, W.C.1.
Feb. 22 & 23	Pathology of Diseases of the Ear, Nose and Throat	Institute of Laryngology and Otology	Dr. I. Friedman, Institute of Laryngology and Otology, 330/332 Gray's Inn Road, London, W.C.1.
Mar. 8 & 9	Pathology of Diseases of the Nervous System	Institute of Neurology in association with the National Hospital, Queen Square, and the Maida Vale Hospital	Dr. John Cumings, The National Hospital for Nervous Diseases, Queen Square, London, W.C.1.

Note: These "week-end" courses in pathology are intended primarily for trained pathologists of consultant or S.H.M.O. status. In exceptional circumstances pathologists of senior registrar grade or other doctors may be accepted, but only if there are vacancies. Since accommodation is limited early application is desirable. No fee will be charged, but for most courses there will be a small charge to cover expenses.

INDEX TO VOLUME IX

Page numbers preceded by "(P)" refer to the summaries of papers read at the General Meetings of the Association of Clinical Pathologists

A

- ABBOTT, A. L., *see* LAURENCE, K. M., and ABBOTT, A. L.
 ABDEL-WAHAB, E. M., *see* LAURENCE, D. J. R., and ABDEL-WAHAB, E. M.
 Absorptiometry, transistor-amplifier units for, 273
 Adrenal failure due to bilateral suprarenal infarction, 316
 Albumin in paper electrophoresis, dyeing of, (P) 390
 Alkaline phosphatase activity of serum in kwashiorkor, 333
 — values in cancer of prostate, 341
 ALSOP, W., FINCH, E., and EMERY, J. L.: A correlation of estimations of serum mucoprotein, C-reactive protein anti-streptolysin O titre, and the sedimentation rate, (P) 179
 Amino-aciduria in the megaloblastic anaemias, 142
 Amniotic fluid, fatal pulmonary embolism by, 38
 Amyloidosis, 212
 — primary, 187
 — primary generalized, 212
 Anaemia, acquired haemolytic, cross-matching technique in, (P) 384
 — in pregnancy, examination of "buffy coat" in, (P) 182
 — pernicious, occurrence of granulocytic leukaemia in cases of, (P) 181
 — use of intrinsic factor-vitamin B₁₂ combination in, (P) 181
 Anaemias, megaloblastic, amino-aciduria in, 142
 Anaerobic forms, atypical, of *Streptococcus pyogenes*, 59
 ANDERSON, E. S., and WILLIAMS, R. E. O.: Bacteriophage typing of enteric pathogens and staphylococci and its use in epidemiology, 94
 ANDERSON, K.: A survey of toxicity in staphylococci, 257
 Antibiotic-resistant staphylococcal pseudomembranous enteritis, 131
 Antibiotics, virus multiplication susceptible to, 83
 Antigen, concentration of, for complement-fixation test for toxoplasmosis, 76
 Apparatus for microdetermination of CO₂ in plasma, 166
 Association of Clinical Pathologists: Broadsheets, 74
 — — — 56th General Meeting, 179
 — — — 57th General Meeting, 384
 — — — Joint meeting with Association of Clinical Biochemists, (P) 388
 — — — Symposium on Diseases of Lymph Glands, (P) 386
 — — — Symposium on the Estimation of α -Keto Acids and Abnormalities of Keto-Acid Metabolism in Disease, (P) 388
 ATTWOOD, H. D.: Fatal pulmonary embolism by amniotic fluid, 38

B

- BAAR, W.: Studies on urinary peptides isolated from patients suffering from burns, 144
 BAILEY, B. M., *see* WALKER, W., and BAILEY, B. M.
 BARKER, S. A., *see* STACEY, M., and BARKER, S. A.
 BARON, D. N.: Aspects of hypophysectomy, 358
 — BELL, J., and OAKLEY, C.: Serum transaminase in coronary thrombosis and other conditions, (P) 389
 Bathing places, isolation of dermatophytes from floors of, 374
 BEDSON, S. P.: The mode of virus multiplication and the susceptibility of these agents to the antibiotics, 83
 BEESLEY, R. A., and DANIEL, P. M.: A simple method for preparing serial blocks of tissue, 267
 BELL, Joyce, *see* BARON, D. N., BELL, J., and OAKLEY, C.
 BERENBAUM, M. C.: The use of bovine albumin in the preparation of marrow and blood films, 381
 BERRY, C. G.: A preliminary communication on the degeneration of thrombin in serum of normal controls and of patients before and after surgery, 363
 Bilirubin, serum, micro-method for estimation of, 270
 Biological fluids, colorimetric estimation of 3-chlorpromazine in, 164
 BISHTON, R. L., NORMAN, R. M., and TINGEY, A.: The pathology and chemistry of a case of gargoylism, 305
 BLACKBURN, E. K.: Myleran therapy in chronic myeloid leukaemia, (P) 385
 — The occurrence of granulocytic leukaemia in cases of pernicious anaemia, (P) 181
 Blood acid and alkaline phosphatase values in cancer of prostate, 341
 — coagulation, similarity of action of phosphatidyl-ethanolamine and platelets in, 47
 — films, bovine albumin in preparation of, 381
 — group A_m in two families, (P) 384
 — pyruvic acid level in renal diseases and in uraemic coma, 148

- BOESEN, E., and LOUD, P. A.: A preliminary communication on a conductrimetric screening test for electrolytes, 173
 Bone marrow aspiration in children, (P) 385
 Book Reviews:
 Allen, A. C.: The Skin: A Clinicopathologic Treatise, 1954, 79
 Clayden, E. C.: Practical Section Cutting and Staining, 3rd ed., 1955, 82
 Daildorf, G.: Introduction to Virology, 1955, 81
 Dubrausky, V.: Grundriss der pathologischen Anatomie und Histologie der weiblichen Geschlechtsorgane, 1954, 277
 Jellinek, S.: Atlas zur Spurenkunde der Elektrizität, 1955, 82
 Lectures on the Scientific Basis of Medicine, Vol. 3, 1953–54, 1955, 278
 Macfarlane, R. G., and Biggs, R.: The Diagnosis and Treatment of Haemophilia and its Related Conditions, 1955, 80
 Mack, H. C.: The Plasma Proteins in Pregnancy—A Clinical Interpretation, 1955, 81
 Marshall, A. H. E.: An Outline of the Cytology and Pathology of the Reticular Tissue, 1956, 277
 Squire, J. R., Bull, J. P., Maycock, W. d'A., and Ricketts, C. R.: Dextran: Its Properties and Use in Medicine, 1955, 82
 Steiner, P. E.: Cancer: Race and Geography, 1954, 79
 Transactions of the American Goiter Association, 1954, 81
 Turpin, R., ed.: La Progenèse: Facteurs Préconceptionnels du Développement de l'Enfant, 1955, 81
 Bovine albumin in preparation of marrow and blood films, 381
 Breast cancer, aspects of hypophysectomy for, 358
 BREWS, V. A. L.: Coacervation in the thymol turbidity test, (P) 390
 — *see also* SHAW, D. B., and BREWS, V. A. L.
 "Buffy coat," examination of, in anaemia in pregnancy, (P) 182
 Bullae, the genesis of, (P) 387
 Burned patients, tubular necrosis in kidneys of, 12, 279
 Burns, atypical anaerobic forms of *Streptococcus pyogenes* in, 59
 — urinary peptides isolated from, 144
 BUTLER, E. J., and NEWMAN, G. E.: The urinary excretion of copper and its concentration in the blood of normal human adults, 157

C

- CAMERON, H. MACD.: Renal sarcoidosis, 136
 CAMERON, J. M., and DICK, A.: Salivary tumours: a clinical and pathological study, (P) 184
 Cancer of prostate, phosphatase values in, 341
Candida albicans, occurrence of, in sputum in Denmark, 372
 Carbon dioxide, microdetermination in plasma, 166
 Carbon tetrachloride, fatal case of poisoning with, 242
 Cerebrospinal fluid, filtration of, in bacteriological diagnosis of tuberculous meningitis, 268
 Cerebrospinal fluid proteins, turbidity measurements of, (P) 390
 Chest diseases, serum and pleural fluid proteins in, 251
 3-Chlorpromazine, colorimetric estimation in biological fluids, 164
 Choroid plexus, papillary tumours of, 300
 Coacervation in the thymol turbidity test, (P) 390
 Coagulation, similarity of action of phosphatidyl-ethanolamine and platelets in, 47
 Coagulation defects in liver disease, 347
 COLEMAN, P. N.: Factors affecting the operation of the haemolytic system in the Wassermann reaction, (P) 179
 Colorimetric estimation of 3-chlorpromazine in biological fluids, 164
 Coma, uraemic, blood pyruvic acid level in, 148
 Complement-fixation test for toxoplasmosis, concentration of antigen for, 76
 — tests, sensitivity of the haemolytic system in, 66
 Conductrimetric screening test for electrolytes, 173
 Congress of Clinical Chemistry, International, New York, 1956, 82
 Copper, concentration in blood of normal adults, 157
 — urinary excretion of, 157
 Coronary thrombosis, serum transaminase in, (P) 389
 CORRIGAN, M.: Antibiotic-resistant staphylococcal pseudomembranous enteritis, 131
 COWLING, D. C.: Coagulation defects in liver disease, 347
 CRAWLEY, E. M., *see* EMERY, J. L., and CRAWLEY, E. M.
 C-reactive protein level and serum mucoprotein, (P) 179
 CRIMMIN, W. R. C., *see* LEACH, H., and CRIMMIN, W. R. C.
 CROME, L.: A case of lipoidosis following Rh factor incompatibility, 326
 Cryoglobulinaemia, (P) 185
 CUMINGS, J. N.: Vacuolation in the cytoplasm of lymphocytes, (P) 182
 Cysts and ova, faecal, formol-ether concentration of, 74

D

- DANIEL, P. M., *see* BEESLEY, R. A., and DANIEL, P. M.
 DARBY, P. W.: Liver function tests in rheumatoid arthritis, 153
 DAVIDSON, W. M., *see* SMITH, D. ROBERTSON, and DAVIDSON, W. M.
 Death, sudden, in infants, (P) 182
 Dermatophytes, isolation of, from floors of communal bathing places, 374
 Detergent, non-ionic, in electrophoretic partition of β -globulins in human sera, 248
 Dextran sulphate, effect on serum lipoproteins, 255
 Diabetes, α -keto acids in, (P) 389
 Diarrhoea, neonatal, due to *Salmonella paratyphi* B, 128
 DICK, A., *see* CAMERON, J. M., and DICK, A.
 Distal tubular necrosis, non-oliguric, 12
 DUNLOP, G. A.: Two cases of tetrachlormethane poisoning in industry: pathological and legal aspects, (P) 182
 Dye test for toxoplasmosis, 55

E

- EICHORN, F., *see* RAPPAPOORT, F., and EICHORN, F.
 — *see* RAPPAPOORT, F., EICHORN, F., and NUTMAN, M.
 Electrolytes, conductrimetric screening test for, 173
 Electrophoresis, paper, dyeing of albumin and globulin in, (P) 390
 Electrophoretic partition of β -globulins in human sera by a non-ionic detergent, 248
 — study of serum and pleural fluid proteins in chest diseases, 251
 Embolism, fatal pulmonary, by amniotic fluid, 38
 EMERY, J. L.: Indications for and a method of bone marrow aspiration in children, (P) 385
 — and CRAWLEY, E. M.: The clinical histories in cases of sudden death in infants reported to the coroner, (P) 182
 — *see* ALSOP, W., FINCH, E., and EMERY, J. L.
 Encephalomyelitis and the clinical pathologist, 1
 Endarteritis, associated with systemic nodular panniculitis and adrenal failure, 316
 Enrichment medium, new, for certain *Salmonellae*, 261
 Enteric pathogens, bacteriophage typing in epidemiology, 94
 Enteritis, staphylococcal pseudo-membraneous, antibiotic-resistant, 131
 Epidemiology, bacteriophage typing of enteric pathogens and staphylococci in, 94
 Epidermophytosis, epidemiology of, 374
 Erythroblastosis foetalis following Rh factor incompatibility, 326
 Erythropoietic porphyria, (P) 384
 European Society of Haematology, 170

F

- Faecal cysts and ova, value of formal-ether concentration of, 74
 FAWCETT, J. K., and WYNN, V.: A comparison of two commonly used "salt-fractionation" methods for differential plasma protein estimation, 71
 Fibrinogen, determination of, by turbidity measurement, (P) 390
 Fibrocystic disease of pancreas, sweat in, (P) 389
 Filters, membrane, experiments with, (P) 185
 Filtration of C.S.F. in bacteriological diagnosis of tuberculous meningitis, 268
 FINCH, E., *see* ALSOP, W., FINCH, E., and EMERY, J. L.
 FLUTE, P. T., WEBB, B. W., and SMITH, M. J. H.: The sweat in fibrocystic disease of the pancreas, (P) 389
 Formal-ether concentration of faecal cysts and ova, value of, 74
 FRAZER, A. C., *see* SAMMONS, H. G., FRAZER, A. C., and THOMPSON, M.
 FRIEDMANN, I.: The pathology of otitis media, 229

G

- Gargoylism, pathology and chemistry of a case of, 305
 Gastric analysis, tubeless, further simplifications of, (P) 185
 GENTLES, J. C.: The isolation of dermatophytes from the floors of communal bathing places, 374
 Giant cell pneumonia due to inhalation of lentil soup, 295
 GILLIES, R. R.: An evaluation of two composite media for preliminary identification of *Shigella* and *Salmonella*, 368
 GITELSON, S., *see* KLEEGERG, J., and GITELSON, S.
 Globulin in paper electrophoresis, dyeing of, (P) 390
 β -Globulins, electrophoretic partition of, 248
 Glucocorticoid excretion, urinary, 351
 GOLDMAN, M.: Observations on some problems encountered in the routine performance of the dye test for toxoplasmosis, 55
 Gonococcal complement-fixation tests, 66
 GOOD, M. S., *see* GREENBURY, C. L., *et al.*
 GOODALL, H. B.: Examination of the "buffy coat" from the haematocrit in cases of anaemia in pregnancy, (P) 182
 Granulocytic leukaemia in cases of pernicious anaemia, (P) 181
 Granulomatosis, Wegener's, 31
 GRAY, J. D. A.: Puerperal fever, (P) 183
 GREENBURY, C. L., *et al.*: Rose-Waaler test: its modifications and clinical significance, (P) 179
 GREENFIELD, J. G.: Encephalomyelitis and the clinical pathologist, 1
 Grey wedge photometer, turbidity measurements with, (P) 390

H

- Haemoglobin C disease, (P) 181
 Haemoglobins, abnormal, distribution of, (P) 180
 Haemolytic anaemia, acquired, cross-matching technique in, (P) 384
 — system in complement-fixation tests, sensitivity of, 66
 — in the Wassermann reaction, (P) 179
 HALL, G. H.: The coagulant action of Russell viper venom investigated by the thromboplastin generation test, 237
 HARDISTY, R. M., and STACEY, R. S.: Platelet 5-hydroxytryptamine in disorders of the blood, (P) 182
 HARKNESS, J.: Further simplifications of tubeless gastric analysis, (P) 185
 HAWGOOD, B. C., *see* RIDLEY, D. S., and HAWGOOD, B. C.
 HEAD, Mary A.: Giant cell pneumonia due to inhalation of lentil soup, 295
 Head injury, acute uraemic renal failure after, (P) 184
 Heart, malformation of, and congenital absence of spleen, 323
 HELMS, P.: The occurrence of *Candida albicans* in sputum in Denmark, 372
 HILL, A. G. S., *see* GREENBURY, C. L., *et al.*
 HURST, L., *see* LOWBURY, E. J. L., and HURST, L.
 HUTCHISON, H. E.: Cryoglobulinaemia: a clinical-pathological account of two cases, (P) 185
 HUTCHISON, J. G. P.: The filtration of C.S.F. in the bacteriological diagnosis of tuberculous meningitis, 268
 HUTT, M. S. R., and PINNIGER, J. L.: Adrenal failure due to bilateral suprarenal infarction associated with systemic nodular panniculitis and endarteritis, 316
 Hydrocorticoids, urinary excretion of, 351
 5-Hydroxytryptamine, platelet, in disorders of the blood, (P) 182
 Hypophysectomy, aspects of, 358

I

- Infants, clinical histories in cases of sudden death in, (P) 182
 International Congress of Clinical Chemistry, New York, 1956, 82
 International European Congress on Clinical Chemistry, 170
 Intestine, small, estimation of true lipase in contents of, 379
 Intracranial pressure, raised, pituitary necrosis in, (P) 184
 Intrapartum pyrexia, (P) 183
 Intrinsic factor-vitamin B₁₂ combination in treatment of pernicious anaemia, (P) 181
 Iron, determination of in serum, 170
 IVES, J. C. J., and MCCORMICK, W.: A modification of Sula's method for the cultivation of tubercle bacilli from pleural fluid, 177

J

- JEAVONS, S. M., and RICKETTS, C. R.: The effect of dextran sulphate injections on serum lipoproteins, 255
 JENNISON, R. F.: Intrapartum pyrexia, (P) 183

K

- KEELEY, K. J., and POLITZER, W. M.: Amino-aciduria in the megaloblastic anaemias, 142
 Kernicterus, residual, 326
 Keto-acid metabolism in disease, (P) 388
 α -Keto acids, estimation of, (P) 388
 — in diabetes, (P) 389
 Kidneys, necrosis of, in burned patients, 12, 279
 KIND, Patricia, and ROTHFIELD, R. D.: Turbidity measurements of cerebrospinal fluid and urine proteins, zinc sulphates, thymol turbidities and fibrinogen with the Grey wedge photometer, (P) 390
 KIRKPATRICK, H. J. R., and SUTHERLAND, J. M.: A fatal case of poisoning with carbon tetrachloride, 242
 KLEEGERG, J., and GITELSON, S.: The blood pyruvic acid level in renal diseases and in uraemic coma, 148
 KONFORTI, N., *see* RAPPAPOORT, F., KONFORTI, N., and NAVON, B.
 Kwashiorkor, alkaline phosphatase activity of serum in, 333

L

- Laevocardia and congenital absence of spleen, 323
 LAURENCE, D. J. R., and ABDEL-WAHAB, E. M.: Comparative studies on the dyeing of albumin and globulin in paper electrophoresis, (P) 390
 LAURENCE, K. M., and ABBOTT, A. L.: A micromethod for the estimation of serum bilirubin, 270
 LEACH, H., and CRIMMIN, W. R. C.: The colorimetric estimation of 3-chlorpromazine in biological fluids, 164
 LEGGAT, P. O., *see* WALTON, E. W., and LEGGAT, P. O.
 LEHMANN, H.: Distribution of abnormal haemoglobins, (P) 180
 Lentil soup, giant cell pneumonia due to inhalation of, 295
 Leukaemia, chronic myeloid, myleran therapy in, (P) 385
 — granulocytic, in cases of pernicious anaemia, (P) 181
 LEVITT, W. M.: The radiotherapy of diseases of lymph glands, (P) 387
 LEWIS, B., *see* WEINER, W., RACE, R. R., SANGER, R., and LEWIS, B.
 Lipase, true, estimation of in contents of small intestine, 379
 Lipoidosis following Rh factor incompatibility, 326
 Lipoproteins, serum, effect of dextran sulphate on, 255
 Liquor amnii, failure to detect Rh-substance in, 52

- Liver disease, coagulation defects in, 347
 — function tests in rheumatoid arthritis, 153
 LLOYD, G. A., and STEWART, G. T.: Electrophoretic partition of β -globulins in human sera by a non-ionic detergent, 248
 LOUD, P. A., see BOESEN, E., and LOUD, P. A.
 LOWBURY, E. J. L., and HURST, L.: Atypical anaerobic forms of *Streptococcus pyogenes* associated with tetracycline resistance, 59
 LUMB, G. D.: Reticular overgrowths of limited invasiveness, (P) 386
 Lymph glands, clinical appraisal of diseases of, (P) 387
 — — radiotherapy of diseases of, (P) 387
 — — symposium on diseases of, (P) 386
 Lymph nodes, reactive overgrowths of, (P) 386
 Lymphocytes, vacuolation in cytoplasm of, (P) 182
- M**
- MCCARDLE, B.: Estimation of α -keto acids and abnormalities of keto-acid metabolism in disease, (P) 388
 MCCORMICK, W., see IVEY, J. C. J., and MCCORMICK, W.
 MACFARLANE, L. R. S.: Experiments with membrane filters, (P) 185
 Magnesium estimation in serum using titan yellow, 162
 Marrow aspiration in children, (P) 385
 — films, bovine albumin in preparation of, 381
 MARSHALL, A. H. E.: Reactive overgrowths of lymph nodes, (P) 386
 MARSHALL, S. C., and PILLINGER, R.: The concentration of antigen for the complement-fixation test for toxoplasmosis, 76
 MARTYN JONES, D. M., and PANTIN, C. G.: Neonatal diarrhoea due to *Salmonella paratyphi* B, 128
 Media, composite, for preliminary identification of *Shigella* and *Salmonella*, 368
 Megaloblastic anaemias, amino-aciduria in, 142
 Membrane filters, experiments with, (P) 185
 Micromethod for estimation of serum bilirubin, 270
 Moniliasis, pulmonary, in Denmark, 372
 MOXHAM, A., and NABARRO, J. D. N.: Urinary glucocorticoid excretion, 351
 Mucoprotein, serum, and C-reactive protein level, (P) 179
 Muscle biopsy, recent advances in technique of, (P) 184
 Myeloid leukaemia, chronic, myeleran therapy in, (P) 385
 Myeleran therapy in chronic myeloid leukaemia, (P) 385
 Myocardial infarction, serum transaminase in, (P) 389
- N**
- NABARRO, J. D. N., see MOXHAM, A., and NABARRO, J. D. N.
 NAVON, B., see RAPPAPORT, F., KONFORTI, N., and NAVON, B.
 Necrosis, non-oliguric distal tubular, 12
 NEELY, R. A., see NEILL, D. W., and NEELY, R. A.
 NEILL, D. W., and NEELY, R. A.: The estimation of magnesium in serum using titan yellow, 162
 Neonatal diarrhoea due to *Salmonella paratyphi* B, 128
 Nephrosis, lower nephron, 12
 Nervous system in vitamin B₁₂ deficiency, (P) 388
 NEWMAN, G. E., see BUTLER, E. J., and NEWMAN, G. E.
 NIHOYANNOPOULOS, J., ZANNOS, L., OECONOMOU-MAVROU, C., and STATHEROU, E.: Report of a case with congenital absence of the spleen and laevocardia, 323
 Non-oliguric distal tubular necrosis, 12
 NORMAN, R. M., see BISHTON, R. L., NORMAN, R. M., and TINGEY, A.
 NOUR-ELDIN, F., and WILKINSON, J. F.: The estimation of peptidase activity in the white blood cells by paper chromatography, 175
 NUTMAN, M., see RAPPAPORT, F., EICHORN, F., and NUTMAN, M.
- O**
- OAKLEY, Celia, see BARON, D. N., BELL, J., and OAKLEY, C.
 Obituary: Turnbull, Hubert Maitland, 78
 O'BRIEN, J. R.: The similarity of the action of phosphatidyl-ethanolamine and platelets in blood coagulation, 47
 OECONOMOU-MAVROU, C., see NIHOYANNOPOULOS, J., ZANNOS, L., OECONOMOU-MAVROU, C., and STATHEROU, E.
 Otitis media, pathology of, 212
 Ova and cysts, faecal, formol-ether concentration of, 74
- P**
- Pancreas, fibrocystic disease of, sweat in, (P) 389
 Panniculitis, systemic nodular, associated with adrenal failure, 316
 PANTIN, C. G., see MARTYN JONES, D. M., and PANTIN, C. G.
 Pantan Memorial Lecture, 1955, 83
 Paper chromatography in estimation of peptidase activity in white blood cells, 175
 — electrophoresis, dyeing of albumin and globulin in, (P) 390
 Papillary tumours of the choroid plexus, 300
 Pathology, postgraduate courses in, 278
 Peptidase activity, estimation of in white blood cells by paper chromatography, 175
 Peptides, urinary, isolated from burned patients, 144
 PERRYMAN, P. W., and RICHARDS, D. H.: Transistor-amplifier units for absorptiometry, 273
 Phage typing of enteric pathogens and staphylococci and its use in epidemiology, 94
 — — of *Staphylococcus aureus*, 115
 Phosphatase activity, alkaline, of serum in kwashiorkor, 333
 — values in cancer of prostate, 341
 Phosphatidyl-ethanolamine and platelets, action of, in blood coagulation, 47
 Photometer, Grey wedge, turbidity measurements with, (P) 390
 PILLINGER, R., see MARSHALL, S. C., and PILLINGER, R.
 PINNIGER, J. L., see HUTT, M. S. R., and PINNIGER, J. L.
 Pituitary necrosis in raised intracranial pressure, (P) 184
 Plasma, microdetermination of CO₂ in, 166
 — protein estimation, "salt-fractionation" methods for, 71
 Platelet 5-hydroxytryptamine in disorders of the blood, (P) 182
 Platelets and phosphatidyl-ethanolamine, action of, in blood coagulation, 47
 Pleural fluid, cultivation of tubercle bacilli from, 177
 — proteins in chest diseases, 251
 Pneumonia, giant cell, due to inhalation of lentil soup, 295
 POLITZER, W. M., see KEELEY, K. J., and POLITZER, W. M.
 Polysaccharides, tissue, in case of gargoylism, 314
 Porphyria, erythropoietic, (P) 384
 Postgraduate courses in pathology arranged by Association of Clinical Pathologists, 1956, 278
 Pregnancy anaemia, examination of "buffy coat" in, (P) 182
 Prostatic cancer, blood acid and alkaline phosphatase values in, 341
 Protein estimation, plasma, "salt-fractionation" methods for, 71
 Proteins, cerebrospinal fluid and urine, turbidity measurements of, (P) 390
 — pleural fluid, in chest diseases, 251
 — serum, in chest diseases, 251
 Pseudomembraneous enteritis, staphylococcal, antibiotic-resistant, 131
 Puerperal fever, (P) 183
 Pulmonary embolism, fatal, by amniotic fluid, 38
 Pyrexia, intrapartum, (P) 183
- R**
- RACE, R. R., see WEINER, W., RACE, R. R., SANGER, R., and LEWIS, B.
 Radiotherapy of diseases of lymph glands, (P) 387
 RAPPAPORT, F., and EICHORN, F.: A quick method for detection of thallium in urine, (P) 385
 — EICHORN, F., and NUTMAN, M.: An apparatus for microdetermination of CO₂ in plasma, 166
 — KONFORTI, N., and NAVON, B. L.: A new enrichment medium for certain salmonellae, 261
 Renal diseases, blood pyruvic acid level in, 148
 — failure, acute uraemic, after head injury and surgical operation, (P) 184
 — sarcoidosis, 136
 — tubular necrosis after burning, 12, 279
 Reticular overgrowths of limited invasiveness, (P) 386
 Reticulosarcomata, (P) 386
 Rheumatoid arthritis, liver function tests in, 153
 Rh factor incompatibility, case of lipoidosis following, 326
 Rh-substance in liquor amnii, failure to detect, 52
 RICE, H. M.: Haemoglobin C disease, (P) 181
 — Observations on the sensitivity of the haemolytic system in complement-fixation tests, 66
 RICHARDS, D. H., see PERRYMAN, P. W., and RICHARDS, D. H.
 RICKETTS, C. R., see JEAONS, S. M., and RICKETTS, C. R.
 RIDLEY, D. S., and HAWGOOD, B. C.: The value of formol-ether concentration of faecal cysts and ova, 74
 ROBB-SMITH, A. H. T.: Reticulosarcomata, (P) 386
 Rose-Waaler test: its modifications and clinical significance, (P) 179
 ROTHFIELD, R. D., see KIND, Patricia, and ROTHFIELD, R. D.
 Russell viper venom, coagulant action of, investigated by thromboplastin generation test, 237
- S**
- Salivary tumours: a clinical and pathological study, (P) 184
Salmonella, composite media for preliminary identification of, 368
Salmonella H antigens, quick method of identifying, 378
Salmonella paratyphi B, neonatal diarrhoea due to, 128
Salmonellae, new enrichment medium for, 261
 "Salt-fractionation" methods for differential plasma protein estimation, 71
 SAMMONS, H. G., FRAZER, A. C., and THOMPSON, M.: The estimation of true lipase in small intestinal contents, 379
 SANDISON, A. T.: Papillary tumours of the choroid plexus, 300
 SANGER, Ruth, see WEINER, W., RACE, R. R., SANGER, R., and LEWIS, B.
 Sarcoidosis, renal, 136
 SCHWARTZ, R.: Alkaline phosphatase activity of the serum in kwashiorkor, 333
 SCOTT, R. Bodley: Clinical appraisal of diseases of the lymph glands, (P) 387
 Sera, human, β -globulins in, 248
 Serum bilirubin, micromethod for estimation of, 270
 — iron determination in, 170
 — lipoproteins, effect of dextran sulphate on, 255
 — magnesium estimation in, 162
 — mucoprotein, C-reactive protein, anti-streptolysin O titre, and the sedimentation rate, (P) 179

- Serum proteins in chest diseases, 251
 — transaminase in coronary thrombosis, (P) 389
- SEVITT, S.: Distal tubular and proximal tubular necrosis in the kidneys of burned patients, 279
 — Distal tubular necrosis with little or no oliguria, 12
- SHAW, D. B., and BREWS, V. A. L.: An electrophoretic study of serum and pleural fluid proteins in chest diseases, 251
- Shigella*, composite media for preliminary identification of, 368
- Sixth International Blood Transfusion Congress and Sixth International Hematology Congress, 170
- SMITH, D. Robertson, and DAVIDSON, W. M.: Observations on the use of intrinsic factor-vitamin B₁₂ combination in the treatment of pernicious anaemia, (P) 181
- SMITH, M. J. H.: α -Keto acids in diabetes, (P) 389
 — see also FLUTE, P. T., WEBB, B. W., and SMITH, M. J. H.
- SMITH, R. Spalding, see GREENBURY, C. L., et al.
- Soup, lentil, giant cell pneumonia due to inhalation of, 295
- SPICER, C. C.: A quick method of identifying *Salmonella* H antigens, 378
- Spleen, congenital absence of, and laevocardia, 323
- Sputum in Denmark, occurrence of *Candida albicans* in, 372
- STACEY, M., and BARKER, S. A.: Chemical analysis of tissue polysaccharides, 314
- STACEY, R. S., see HARDISTY, R. M., and STACEY, R. S.
- Staphylococcal infection in hospital, (P) 183
 — pseudomembranous enteritis, antibiotic-resistant, 131
- Staphylococci, bacteriophage typing in epidemiology, 94
 — toxicity in, 257
- Staphylococcus aureus*, phage typing of, 115
- STATHEROU, E., see NIHOYANNOPOULOS, J., ZANNOS, L., OECONOMOU-MAVROU, C., and STATHEROU, E.
- Steroid excretion, urinary, 351
- STEWART, G. T., see LLOYD, G. A., and STEWART, G. T.
- Streptococcus pyogenes*, atypical anaerobic forms of, associated with tetracycline resistance, 59
- Sula's method, modification of, for cultivation of tubercle bacilli from pleural fluid, 177
- Suprarenal infarction, bilateral, adrenal failure due to, 316
- Surgical operation, acute uraemic renal failure after, (P) 184
- SUTHERLAND, J. M., see KIRKPATRICK, H. J. R., and SUTHERLAND, J. M.
- Sweat in fibrocystic disease of pancreas, (P) 389
- SYMMERS, W. St. C.: Amyloidosis: five cases of primary generalized amyloidosis and some other unusual cases, 212
 — Primary amyloidosis: a review, 187
- Symposium on Diseases of Lymph Glands, (P) 386
- Symposium on the Estimation of α -Keto Acids and Abnormalities of Keto-Acid Metabolism in Disease, (P) 388
- T**
- TAYLOR, W. H., and REID, J. V. O.: Acute uraemic renal failure after head injury and surgical operation, (P) 184
- Tetrachlormethane poisoning in industry, (P) 182
- Tetracycline resistance, atypical anaerobic forms of *Streptococcus pyogenes* associated with, 59
- Thallium in urine, quick method for detection of, (P) 385
- THOMPSON, M., see SAMMONS, H. G., FRAZER, A. C., and THOMPSON, M.
- THOMPSON, R. H. S.: Estimation of α -keto acids and abnormalities of keto-acid metabolism in disease, (P) 388
- Thrombin, degeneration of, in serum of normal controls and of patients before and after surgery, 363
 — degeneration test, 363
- Thromboplastin generation test in investigation of coagulant action of Russell viper venom, 212
- Thrombosis, coronary, serum transaminase in, (P) 389
- Thymol turbidities, measurement of, (P) 390
 — turbidity test, coacervation in, (P) 390
- TINGEY, A., see BISHTON, R. L., NORMAN, R. M., and TINGEY, A.
- Tissue, serial blocks, simple method for preparing, 267
- Titan yellow in estimation of magnesium in serum, 162
- Toxicity in staphylococci, 257
- Toxoplasmosis, concentration of antigen for complement-fixation test for, 76
 — problems encountered in routine performance of dye test for, 55
- Transaminase, serum, in coronary thrombosis, (P) 389
- Transistor-amplifier units for absorptiometry, 273
- TRINDER, P.: The improved determination of iron in serum, 170
- Tubercle bacilli, cultivation of, from pleural fluid, 177
- Tuberculous meningitis, filtration of C.S.F. in bacteriological diagnosis of, 268
- Tubular necrosis, non-oliguric distal, 12
 — renal, after burning, 279
- Tumours, papillary, of choroid plexus, 300
- Turbidity measurements of cerebrospinal fluid and urine proteins, (P) 390
- Turnbull, Hubert Maitland (obituary), 78
- U**
- Uraemia, non-oliguric, in burned patients, 12
- Urinary excretion of copper, 157
 — glucocorticoid excretion, 351
 — peptides isolated from burned patients, 144
- Urine, detection of thallium in, (P) 385
 — proteins, turbidity measurements of, (P) 390
- V**
- VARADI, S.: Erythropoietic porphyria, (P) 384
- Virus multiplication, mode of, 83
 — susceptibility to antibiotics, 83
- Vitamin B₁₂ deficiency, nervous system in, (P) 388
- W**
- WALKER, W., and BAILEY, B. M.: Failure to detect Rh-substance in liquor amnii, 52
- WALTON, E. W., and LEGGAT, P. O.: Wegener's granulomatosis, 31
- WALTON, H. C. M.: Staphylococcal infections in hospital, (P) 183
- WARD, E. M.: The genesis of bullae, (P) 387
- Wassermann reaction, sensitivity of haemolytic system in, 66, (P) 179
- WEBB, B. W., see FLUTE, P. T., WEBB, B. W., and SMITH, M. J. H.
- Wegener's granulomatosis, 31
- WEINER, W.: Cross-matching technique in acquired haemolytic anaemia, (P) 384
 — RACE, R. R., SANGER, R., and LEWIS, B.: Blood group A_m in two families, (P) 384
- White blood cells, peptidase activity in, 175
- WILKINSON, J. F., see NOUR-ELDIN, F., and WILKINSON, J. F.
- WILLIAMS, R. E. O., see ANDERSON, E. S., and WILLIAMS, R. E. O.
- WOLMAN, L.: Pituitary necrosis in raised intracranial pressure, (P) 184
- WOOLF, A. L.: Changes in the nervous system in vitamin B₁₂ deficiency, (P) 388
 — Recent advances in the technique of muscle biopsy, (P) 184
- WRAY, S.: The significance of the blood acid and alkaline phosphatase in cancer of the prostate, 341
- WYNN, V., see FAWCETT, J. K., and WYNN, V.
- Z**
- ZANNOS, L., see NIHOYANNOPOULOS, J., ZANNOS, L., OECONOMOU-MAVROU, C., and STATHEROU, E.
- Zinc sulphate turbidities, measurement of, (P) 390